



**UConn** | UNIVERSITY OF  
CONNECTICUT

## University of Connecticut

---

# Basic Navigation in Core-CT

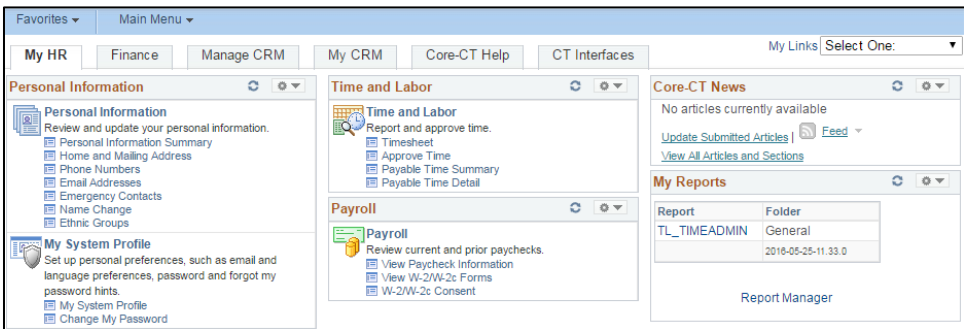

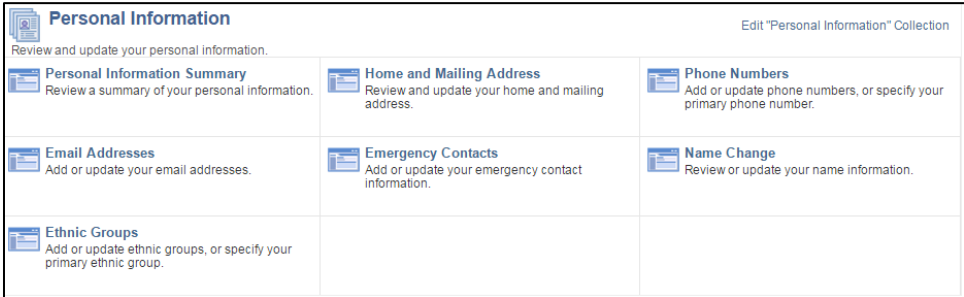
### Overview


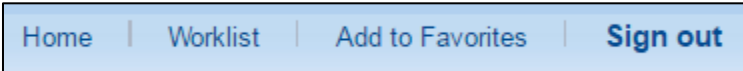
This job aid is an introduction to basic navigation in Core-CT, to help employees familiarize themselves with the steps necessary to navigate within Core-CT pages.

### Key Terms

Term	Description
Breadcrumbs	The trail of selected subfolders and/or components displayed across the top of the page; click any link in the breadcrumbs to view the sub-menu or component.
Favorites	Provides quick links to the five most recently used pages.
Main Menu	Located across the top of the page. Select the Main Menu drop-down menus to view the cascading subfolders available to you.
Navigation Header	Displayed at the top of every page. The Worklist includes <b>Home</b> , <b>Worklist</b> , <b>Add to Favorites</b> , and <b>Sign Out</b> .
Pagelet	A collection of common pages are displayed in Pagelet sections on the UConn Home page. To access the page, click on the direct link from the <b>Home</b> page to open.

**Process Steps**

Step	Action	Screenshot
1	<p>After logging into Core-CT with your NetID and password, the <b>UConn portal</b> page will open.</p> <p>Quick links to pages are available on the <b>UConn Portal</b> page. Access to these shortcuts is based on the employee’s security.</p>	
2	<p>Quick links to pages are broken out by Core-CT module (for example, Personal Information). The most common pages associated with this module are listed within the module pagelet.</p> <p>Click on the individual link to navigate to the individual page.</p> <p>Click on the pagelet name (ex: <b>Personal Information</b>) to open review additional information about the module pages.</p>	
3	<p>Use the expanded pagelet to review additional information about the individual pages and to navigate to the various pages in Core-CT.</p>	

Step	Action	Screenshot										
4	<p>Once you've navigated to the desired page, you can use the <b>Breadcrumb</b> to navigate through the pages instead of having to start from the <b>UConn Portal</b> page every time.</p>											
5	<p>The top right corner of the <b>UConn portal</b> page, and all subsequent pages, holds direct links to <b>Home</b>, the <b>Worklist</b>, <b>Add to Favorites</b>, and <b>Sign Out</b>.</p> <p><b>Note:</b> Do not use the browser <b>Back</b> button to navigate between pages. This will cause you to lose your page, and may sign you out of Core-CT entirely. Instead, use the breadcrumbs at the top of the page, or return to the <b>UConn Portal</b> to start the navigation over.</p>	 <table border="1" data-bbox="565 716 1529 1089"> <thead> <tr> <th data-bbox="565 716 799 758">Link</th> <th data-bbox="799 716 1529 758">Description</th> </tr> </thead> <tbody> <tr> <td data-bbox="565 758 799 800"><b>Home</b></td> <td data-bbox="799 758 1529 800">Takes you back to the <b>UConn Portal</b> page</td> </tr> <tr> <td data-bbox="565 800 799 926"><b>Worklist</b></td> <td data-bbox="799 800 1529 926">Users select items pending their action from the <b>Worklist</b> and are presented with a link to the appropriate page to begin or complete work.</td> </tr> <tr> <td data-bbox="565 926 799 968"><b>Add to Favorites</b></td> <td data-bbox="799 926 1529 968">Enables users to create their own list of bookmarks.</td> </tr> <tr> <td data-bbox="565 968 799 1089"><b>Sign Out</b></td> <td data-bbox="799 968 1529 1089">Used to sign out of Core-CT. This is especially important when accessing Core-CT on a public computer or via a public network.</td> </tr> </tbody> </table>	Link	Description	<b>Home</b>	Takes you back to the <b>UConn Portal</b> page	<b>Worklist</b>	Users select items pending their action from the <b>Worklist</b> and are presented with a link to the appropriate page to begin or complete work.	<b>Add to Favorites</b>	Enables users to create their own list of bookmarks.	<b>Sign Out</b>	Used to sign out of Core-CT. This is especially important when accessing Core-CT on a public computer or via a public network.
Link	Description											
<b>Home</b>	Takes you back to the <b>UConn Portal</b> page											
<b>Worklist</b>	Users select items pending their action from the <b>Worklist</b> and are presented with a link to the appropriate page to begin or complete work.											
<b>Add to Favorites</b>	Enables users to create their own list of bookmarks.											
<b>Sign Out</b>	Used to sign out of Core-CT. This is especially important when accessing Core-CT on a public computer or via a public network.											